

Scaled data based on original data using
LM-79-08 Approved Method: Electrical and Photometric Measurements of Solid-
State Lighting Products

Test Report Prepared for
Cooper Lighting Solutions
(formerly Eaton)

Brand: INVUE

Report Number: P141440

Luminaire Tested: **EMM-E03-LED-E1-SLL**

Issue Date: 03/03/2020

Test Information

Test Method: LM-79-08
Report Number: P141440
REPORT IS SCALED FROM IESNA LM-79-08 TEST DATA (P33693)
Test Lab: INNOVATION CENTER-P3
Issue Date: 03/03/2020
Manufacturer: COOPER LIGHTING SOLUTIONS (FORMERLY EATON)
Product Line: INVUE
Catalog Number: EMM-E03-LED-E1-SLL
Description: EPIC MODERN MEDIUM DECORATIVE LED LUMINAIRE
(3) LIGHTBARS WITH AccuLED OPTICS - 90° SPILL LIGHT ELIMINATOR LEFT
Light Source: (63) 4000K CCT, 70 CRI LEDs
Ballast/Driver: -

Summary

Lumens per Lamp: N/A
Luminaire Lumens: 7846.6 lumens
Efficiency: N/A
Efficacy: 104.3 lumens/watt
Luminous Opening: Rectangular (W 0.5' x L: 1' x H: 0')
IES Classification: Type IV - Short - Non-Cutoff
BUG Rating: B1 - U0 - G3

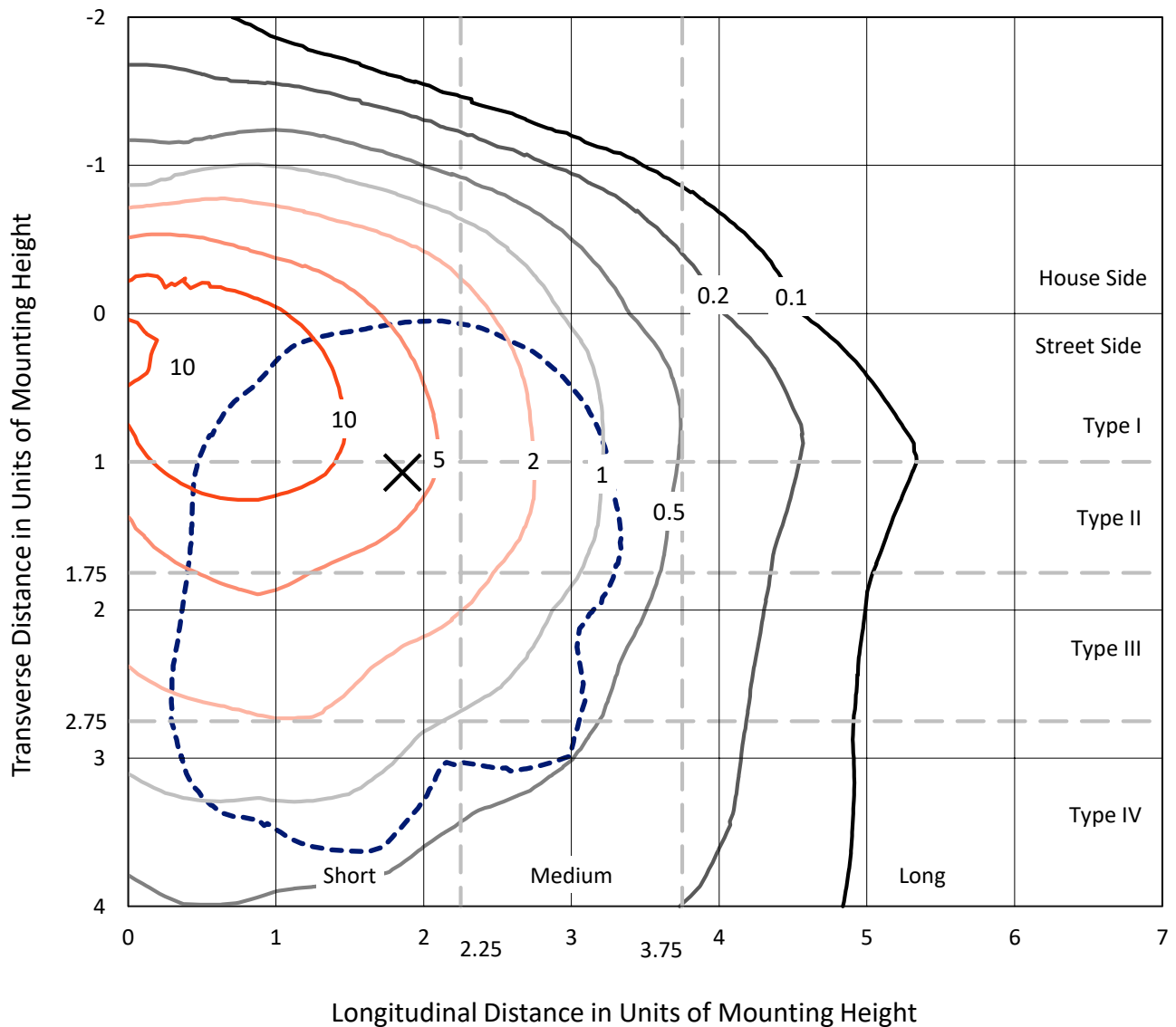
Input Watts (W): 75.2
Input Voltage (V): NR
Input Current (A_{in}): NR
Voltage Rise (V): NR
Power Factor: NR
Total Harmonic Distortion (THDi): NR
Frequency (hertz): 60
Stabilization Time: NR
Operation Time: NR
Ambient Temperature (°C): NR
Test Distance: 25 FT



REPORT NUMBER: P141440
 CATALOG NUMBER: EMM-E03-LED-E1-SLL

Iso-Footcandle Lines of Horizontal Illumination

× Max cd
 - - - 1/2 Max cd

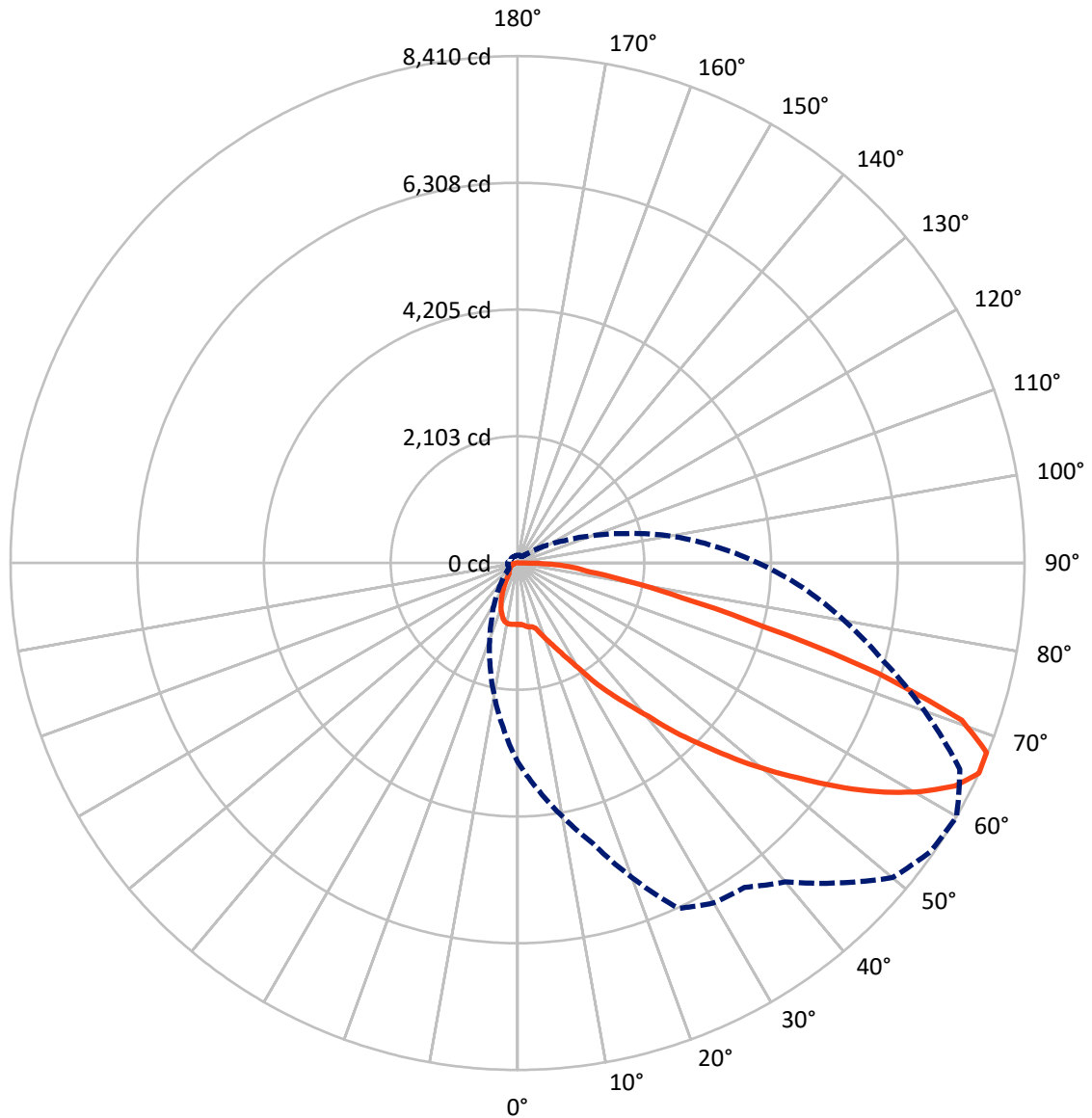


Based on 10 foot mounting height. Maximum calculated value = 16.6 fc
 Type IV - Short - Non-Cutoff

REPORT NUMBER: P141440

CATALOG NUMBER: EMM-E03-LED-E1-SLL

Luminous Intensity Polar Plot



— Vertical Plane Through 60-Deg Lateral - - - Horizontal Cone Through 65-Deg Vertical

REPORT NUMBER: P141440

CATALOG NUMBER: EMM-E03-LED-E1-SLL

FLUX DISTRIBUTION:

		Downward	Upward	Total
House Side	Lumens	1455.4	0.0	1455.4
	% Fixture	18.5	0.0	18.5
Street Side	Lumens	6391.2	0.0	6391.2
	% Fixture	81.5	0.0	81.5
Total	Lumens	7846.6	0.0	7846.6
	% Fixture	100.0	0.0	100.0

ZONAL LUMENS:

Zone	Lumens	% Fixture
0°-10°	98.7	1.3
10°-20°	296.4	3.8
20°-30°	492.4	6.3
30°-40°	719.8	9.2
40°-50°	1095.0	14.0
50°-60°	1574.0	20.1
60°-70°	1935.1	24.7
70°-80°	1294.6	16.5
80°-90°	340.6	4.3
90°-100°	0.0	0.0
100°-110°	0.0	0.0
110°-120°	0.0	0.0
120°-130°	0.0	0.0
130°-140°	0.0	0.0
140°-150°	0.0	0.0
150°-160°	0.0	0.0
160°-170°	0.0	0.0
170°-180°	0.0	0.0
0°-90°	7846.6	100.0
0°-180°	7846.6	100.0

Coefficient of Utilization



REPORT NUMBER: P141440

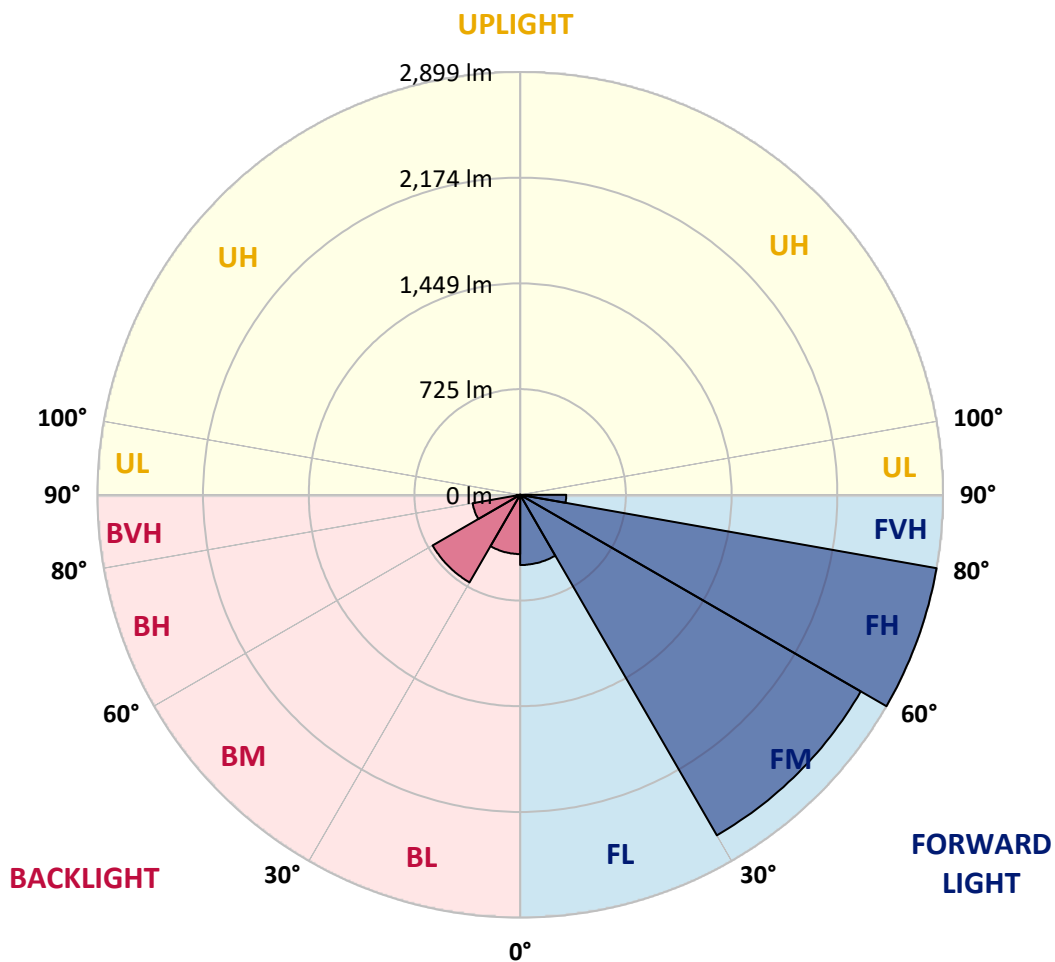
CATALOG NUMBER: EMM-E03-LED-E1-SLL

LUMINAIRE CLASSIFICATION SYSTEM LUMEN TABLE AND BUG RATING:

Zone		Lumens	% Fixture	Zone Rating/Lumen Limit		
				B	U	G
FL	(0°-30°)	481.3	6.1			
FM	(30°-60°)	2695.6	34.4			
FH	(60°-80°)	2898.5	36.9			G2/5000
FVH	(80°-90°)	315.8	4.0			G3/500
BL	(0°-30°)	406.2	5.2	B1/500		
BM	(30°-60°)	693.2	8.8	B1/1000		
BH	(60°-80°)	331.2	4.2	B1/500		G1/500
BVH	(80°-90°)	24.8	0.3			G1/100
UL	(90°-100°)	0.0	0.0		U0/0	
UH	(100°-180°)	0.0	0.0		U0/0	

BUG Rating: B1-U0-G3

Type IV Short





REPORT NUMBER: P141440

CATALOG NUMBER: EMM-E03-LED-E1-SLL

CANDELA DISTRIBUTION (FULL):

	0°	5°	10°	15°	20°	25°	30°	35°	40°	45°	50°
0°	1020	1020	1020	1020	1020	1020	1020	1020	1020	1020	1020
2.5°	1021	1022	1022	1021	1020	1021	1019	1021	1020	1019	1020
5°	1008	1009	1011	1011	1013	1017	1018	1023	1026	1027	1031
7.5°	977	982	985	989	995	1005	1012	1024	1033	1041	1052
10°	958	964	970	979	988	1001	1013	1028	1040	1052	1065
12.5°	963	970	978	985	999	1011	1026	1044	1050	1062	1073
15°	1004	1010	1016	1024	1037	1051	1071	1091	1095	1108	1120
17.5°	1059	1060	1070	1084	1096	1119	1143	1170	1187	1195	1202
20°	1116	1119	1135	1148	1175	1205	1240	1280	1294	1329	1342
22.5°	1201	1200	1219	1237	1267	1299	1350	1405	1437	1464	1474
25°	1330	1333	1330	1356	1387	1439	1490	1545	1564	1611	1633
27.5°	1458	1481	1512	1520	1558	1618	1658	1717	1763	1776	1812
30°	1577	1625	1676	1719	1787	1860	1920	1987	1990	2014	2024
32.5°	1698	1773	1848	1903	1969	2066	2177	2286	2357	2430	2393
35°	1850	1967	2072	2157	2213	2303	2431	2608	2722	2809	2859
37.5°	1989	2166	2327	2448	2585	2649	2733	2861	2992	3073	3115
40°	2091	2333	2561	2736	2910	3063	3169	3273	3450	3551	3559
42.5°	2171	2479	2754	3005	3261	3475	3603	3735	3960	4077	4068
45°	2226	2588	2929	3238	3548	3827	4074	4270	4500	4723	4678
47.5°	2274	2678	3068	3417	3789	4137	4445	4721	5025	5326	5344
50°	2322	2751	3194	3596	4015	4452	4824	5179	5559	5942	6030
52.5°	2388	2833	3311	3759	4246	4707	5122	5564	6034	6404	6654
55°	2487	2947	3456	3922	4453	4961	5420	5930	6362	6819	7175
57.5°	2649	3099	3624	4100	4653	5191	5668	6203	6615	7122	7569
60°	2854	3306	3814	4311	4888	5514	5995	6391	6804	7317	7855
62.5°	3087	3540	4046	4559	5215	5893	6306	6532	6892	7451	8040
65°	3292	3759	4264	4808	5550	6321	6511	6568	6905	7505	8120
67.5°	3460	3997	4468	5010	5903	6593	6515	6401	6728	7374	7967
70°	3548	4103	4565	5028	5978	6631	6358	6048	6197	6829	7325
72.5°	3451	4020	4385	4673	5529	6163	5815	5230	5366	5978	6106
75°	3071	3758	3971	3961	4422	4750	4498	4125	4472	4727	4596
77.5°	2293	3078	3197	2978	3076	3352	3114	3404	3825	3940	3692
80°	1442	2256	2269	1996	1944	2052	2359	2976	3378	3354	3026
82.5°	803	1463	1602	1352	1288	1553	2101	2429	2376	2356	1929
85°	549	999	1221	1171	1295	1549	1723	1540	1483	1263	1025
87.5°	223	450	757	870	923	1133	992	808	622	590	507
90°	0	0	0	0	0	0	0	0	0	0	0



REPORT NUMBER: P141440

CATALOG NUMBER: EMM-E03-LED-E1-SLL

CANDELA DISTRIBUTION (continued):

	55°	60°	65°	70°	75°	80°	85°	90°	95°	100°	105°
0°	1020	1020	1020	1020	1020	1020	1020	1020	1020	1020	1020
2.5°	1017	1019	1019	1020	1021	1022	1022	1022	1023	1024	1023
5°	1032	1035	1037	1037	1039	1041	1043	1042	1045	1047	1048
7.5°	1056	1062	1067	1071	1073	1073	1073	1070	1073	1074	1075
10°	1073	1080	1081	1085	1084	1083	1081	1079	1080	1082	1085
12.5°	1078	1085	1087	1090	1089	1088	1084	1084	1083	1086	1089
15°	1119	1125	1135	1126	1127	1119	1112	1108	1106	1108	1110
17.5°	1213	1223	1219	1205	1204	1187	1184	1164	1164	1164	1158
20°	1342	1341	1334	1320	1290	1284	1262	1246	1231	1228	1221
22.5°	1483	1468	1464	1435	1416	1380	1347	1335	1321	1318	1317
25°	1620	1626	1597	1583	1535	1503	1484	1454	1454	1450	1445
27.5°	1792	1812	1780	1760	1715	1670	1637	1619	1600	1587	1551
30°	2035	2048	2026	1985	1929	1849	1804	1784	1749	1705	1646
32.5°	2377	2359	2284	2212	2139	2063	2009	1973	1919	1831	1719
35°	2820	2665	2571	2472	2388	2303	2262	2197	2074	1931	1781
37.5°	3038	2969	2861	2787	2687	2602	2509	2398	2239	2034	1826
40°	3475	3345	3261	3177	3054	2938	2812	2633	2377	2122	1861
42.5°	3934	3838	3686	3574	3482	3290	3090	2840	2518	2202	1893
45°	4532	4312	4124	4029	3848	3614	3381	3024	2648	2286	1929
47.5°	5133	4850	4656	4479	4286	3972	3609	3184	2748	2356	1959
50°	5778	5405	5181	4969	4651	4271	3809	3316	2852	2422	1986
52.5°	6434	5963	5643	5396	5002	4532	3990	3453	2963	2486	2008
55°	7024	6582	6169	5788	5314	4768	4156	3576	3063	2553	2022
57.5°	7559	7174	6681	6170	5601	4987	4309	3709	3157	2602	2021
60°	7926	7701	7189	6566	5901	5188	4493	3857	3240	2637	2013
62.5°	8190	8145	7698	6947	6146	5369	4671	3980	3300	2641	1979
65°	8355	8410	8096	7189	6283	5507	4759	3991	3257	2575	1889
67.5°	8251	8393	8094	7084	6152	5378	4630	3807	3028	2370	1687
70°	7606	7819	7524	6388	5511	4880	4155	3270	2605	1952	1333
72.5°	5966	6247	5989	5210	4562	4034	3496	2568	1986	1434	896
75°	4116	4224	4070	3532	3333	3127	2624	1726	1312	885	527
77.5°	3193	2802	2507	2287	2283	2245	1717	1033	785	487	293
80°	2401	1885	1556	1361	1415	1582	1001	530	406	269	180
82.5°	1580	1203	960	850	859	992	503	292	200	153	117
85°	963	935	834	757	698	682	391	224	111	79	60
87.5°	470	557	680	689	592	502	203	64	47	25	18
90°	0	0	0	0	0	0	0	0	0	0	0



REPORT NUMBER: P141440

CATALOG NUMBER: EMM-E03-LED-E1-SLL

CANDELA DISTRIBUTION (continued):

	110°	115°	120°	125°	130°	135°	140°	145°	150°	155°	160°
0°	1020	1020	1020	1020	1020	1020	1020	1020	1020	1020	1020
2.5°	1024	1029	1027	1026	1026	1031	1031	1029	1029	1030	1030
5°	1048	1053	1051	1052	1054	1055	1058	1055	1053	1055	1054
7.5°	1076	1081	1080	1082	1084	1086	1088	1087	1085	1085	1084
10°	1088	1098	1102	1106	1111	1113	1116	1116	1112	1112	1107
12.5°	1096	1104	1114	1120	1129	1136	1139	1140	1137	1133	1128
15°	1113	1119	1129	1135	1146	1155	1161	1160	1156	1145	1130
17.5°	1155	1154	1158	1162	1165	1170	1168	1159	1140	1120	1099
20°	1218	1217	1211	1202	1191	1177	1155	1128	1096	1060	1028
22.5°	1307	1298	1290	1266	1228	1181	1124	1071	1033	998	963
25°	1425	1403	1364	1308	1248	1178	1095	1024	976	935	900
27.5°	1499	1448	1383	1306	1226	1136	1044	974	920	875	835
30°	1562	1470	1379	1281	1180	1087	990	915	852	802	754
32.5°	1597	1474	1360	1243	1133	1027	922	841	781	719	653
35°	1619	1462	1324	1192	1071	961	851	762	683	607	541
37.5°	1625	1442	1277	1135	997	877	773	669	590	508	432
40°	1622	1404	1218	1046	901	785	684	589	502	429	356
42.5°	1610	1361	1148	973	827	716	623	527	449	371	309
45°	1606	1319	1095	917	777	668	577	484	402	328	266
47.5°	1597	1281	1046	874	736	631	537	446	361	294	234
50°	1577	1240	1010	841	702	594	498	400	317	251	205
52.5°	1556	1214	987	808	666	550	455	356	278	216	181
55°	1535	1194	956	769	619	505	409	318	245	192	167
57.5°	1512	1167	918	719	566	455	359	273	213	173	156
60°	1493	1129	852	649	495	385	298	228	181	156	149
62.5°	1443	1056	757	546	402	301	227	178	152	140	141
65°	1322	893	601	426	282	202	162	136	124	124	127
67.5°	1114	680	426	271	185	146	124	113	111	113	118
70°	789	441	267	177	139	118	107	103	101	103	105
72.5°	486	260	170	138	119	106	99	96	95	95	94
75°	265	174	136	120	108	98	91	86	85	86	84
77.5°	169	136	121	111	100	87	81	77	77	76	74
80°	132	121	111	101	84	74	68	67	66	65	65
82.5°	99	96	91	82	67	59	56	56	55	52	52
85°	57	56	60	53	45	39	39	40	41	40	37
87.5°	19	16	17	17	14	11	15	18	17	15	18
90°	0	0	0	0	0	0	0	0	0	0	0



REPORT NUMBER: P141440

CATALOG NUMBER: EMM-E03-LED-E1-SLL

CANDELA DISTRIBUTION (continued):

	165°	170°	175°	180°	185°	190°	195°	200°	205°	210°	215°
0°	1020	1020	1020	1020	1020	1020	1020	1020	1020	1020	1020
2.5°	1027	1029	1033	1029	1027	1027	1025	1026	1023	1020	1021
5°	1052	1050	1052	1049	1043	1042	1038	1038	1034	1030	1028
7.5°	1080	1077	1078	1072	1065	1060	1055	1053	1048	1042	1038
10°	1102	1099	1097	1090	1081	1076	1069	1065	1060	1052	1048
12.5°	1116	1109	1105	1093	1085	1080	1072	1070	1064	1057	1054
15°	1113	1097	1085	1071	1060	1053	1046	1044	1041	1038	1032
17.5°	1064	1044	1031	1002	986	979	978	977	975	975	968
20°	996	973	953	925	904	897	878	873	867	873	867
22.5°	935	906	883	860	835	815	790	778	761	757	759
25°	870	834	805	778	751	723	700	683	672	657	643
27.5°	791	761	722	700	668	637	613	595	575	563	543
30°	711	665	626	595	560	545	522	503	485	472	455
32.5°	607	559	518	482	458	437	423	407	398	387	376
35°	497	437	388	372	345	346	339	331	324	314	313
37.5°	375	328	296	276	272	266	267	266	264	261	261
40°	297	255	234	230	230	229	228	228	228	226	225
42.5°	254	224	217	215	213	212	210	207	207	205	202
45°	224	207	205	203	203	200	197	195	194	193	191
47.5°	205	196	194	192	191	189	186	183	182	181	181
50°	184	178	178	178	175	173	170	168	168	167	166
52.5°	169	166	165	164	162	159	157	156	155	156	155
55°	162	160	159	157	155	152	150	147	146	148	148
57.5°	154	153	152	150	148	144	141	139	139	142	141
60°	151	150	149	148	145	140	135	133	133	136	136
62.5°	144	143	142	141	137	133	128	126	127	129	132
65°	131	132	131	131	128	125	122	120	119	120	123
67.5°	119	120	120	120	119	116	114	111	109	110	111
70°	108	109	110	110	108	105	102	99	98	99	99
72.5°	96	96	96	97	96	95	91	87	87	86	87
75°	84	84	84	84	82	82	80	76	75	76	77
77.5°	74	72	71	71	71	69	68	68	67	67	67
80°	61	59	57	56	57	57	59	59	58	58	58
82.5°	48	44	43	43	41	43	47	52	50	51	51
85°	35	31	29	29	27	31	36	40	38	40	39
87.5°	16	15	12	10	12	18	21	22	19	23	23
90°	0	0	0	0	0	0	0	0	0	0	0



REPORT NUMBER: P141440

CATALOG NUMBER: EMM-E03-LED-E1-SLL

CANDELA DISTRIBUTION (continued):

	220°	225°	230°	235°	240°	245°	250°	255°	260°	265°	270°
0°	1020	1020	1020	1020	1020	1020	1020	1020	1020	1020	1020
2.5°	1025	1021	1020	1021	1019	1022	1022	1021	1021	1020	1022
5°	1031	1026	1023	1023	1021	1024	1022	1021	1020	1020	1020
7.5°	1040	1033	1028	1025	1021	1021	1018	1015	1013	1012	1012
10°	1048	1038	1030	1023	1017	1012	1007	1000	998	996	997
12.5°	1047	1036	1024	1013	999	993	980	972	972	967	970
15°	1025	1006	989	971	954	942	926	917	912	911	918
17.5°	959	941	925	905	883	875	864	860	857	862	867
20°	870	847	832	820	820	818	813	806	800	799	805
22.5°	744	735	738	730	730	726	734	721	728	722	725
25°	639	635	633	632	632	639	638	640	633	637	636
27.5°	544	539	532	536	540	545	547	548	554	543	547
30°	453	445	450	446	448	447	447	447	451	459	453
32.5°	371	367	372	365	366	366	364	361	363	354	361
35°	307	302	306	303	300	292	289	284	285	283	282
37.5°	257	256	253	253	251	250	245	246	247	249	249
40°	222	221	220	222	223	224	226	228	231	234	237
42.5°	202	202	202	206	209	214	217	221	225	230	234
45°	190	189	191	194	199	204	209	215	221	226	229
47.5°	180	179	181	184	189	197	204	211	218	223	225
50°	167	167	168	171	176	183	190	198	205	209	211
52.5°	157	158	158	161	166	172	179	186	191	194	198
55°	147	149	149	152	157	164	173	179	185	189	192
57.5°	140	141	141	145	151	157	166	174	181	186	190
60°	134	135	134	139	144	151	159	168	178	185	188
62.5°	129	129	128	132	135	139	146	156	165	171	174
65°	123	123	121	125	125	131	136	145	152	159	161
67.5°	111	113	112	115	119	123	129	136	143	148	151
70°	99	100	103	105	109	111	116	121	128	131	134
72.5°	88	89	91	93	97	99	103	107	113	116	119
75°	77	78	79	81	83	85	87	91	95	99	102
77.5°	66	67	70	69	71	72	75	77	79	83	87
80°	58	57	59	60	62	62	64	64	67	67	68
82.5°	49	48	50	53	54	54	56	52	51	52	55
85°	37	38	39	43	44	44	46	43	39	39	41
87.5°	21	16	23	27	27	28	30	29	28	22	23
90°	0	0	0	0	0	0	0	0	0	0	0



REPORT NUMBER: P141440
 CATALOG NUMBER: EMM-E03-LED-E1-SLL

REPORT N
 CATALOG

CANDELA DISTRIBUTION (continued):

CANDELA

	275°	280°	285°	290°	295°	300°	305°	310°	315°	320°	325°	
0°	1020	1020	1020	1020	1020	1020	1020	1020	1020	1020	1020	0°
2.5°	1021	1022	1023	1024	1025	1024	1026	1024	1025	1023	1022	2.5°
5°	1020	1021	1021	1023	1024	1021	1023	1020	1020	1018	1015	5°
7.5°	1013	1015	1015	1017	1017	1014	1014	1008	1006	999	994	7.5°
10°	999	1002	1004	1008	1010	1005	1002	995	987	979	971	10°
12.5°	975	976	983	989	992	995	993	992	984	979	976	12.5°
15°	920	928	935	949	959	970	978	987	991	996	998	15°
17.5°	872	881	886	898	908	925	946	969	985	1005	1024	17.5°
20°	805	820	824	843	856	878	901	930	962	993	1027	20°
22.5°	730	737	745	765	781	809	844	884	921	964	1013	22.5°
25°	639	648	656	678	701	727	769	818	865	922	986	25°
27.5°	549	556	570	586	612	640	692	746	800	869	945	27.5°
30°	455	462	469	488	515	548	595	659	723	797	887	30°
32.5°	365	367	381	395	418	446	497	559	628	718	807	32.5°
35°	285	297	303	322	336	365	408	465	537	628	724	35°
37.5°	253	257	265	279	298	324	354	398	460	537	627	37.5°
40°	241	245	251	262	280	304	329	364	412	473	554	40°
42.5°	237	238	240	250	268	295	325	358	395	444	508	42.5°
45°	232	232	233	240	256	284	322	364	406	450	504	45°
47.5°	228	229	228	231	243	270	312	363	419	476	535	47.5°
50°	212	212	213	214	223	249	290	346	415	492	573	50°
52.5°	199	201	201	203	209	230	271	330	405	495	604	52.5°
55°	195	197	198	198	202	220	259	315	394	492	616	55°
57.5°	192	194	195	194	197	212	248	303	382	485	621	57.5°
60°	189	190	188	186	187	200	232	286	368	475	619	60°
62.5°	175	176	174	172	170	180	209	262	339	452	603	62.5°
65°	163	163	163	161	159	165	186	231	298	411	566	65°
67.5°	153	152	152	151	149	151	164	195	247	346	499	67.5°
70°	137	136	137	136	134	134	140	157	192	254	388	70°
72.5°	121	122	124	124	124	125	125	130	149	182	264	72.5°
75°	104	105	108	112	110	111	111	114	124	144	185	75°
77.5°	88	91	95	96	93	93	95	100	109	121	141	77.5°
80°	72	76	77	79	80	80	82	86	95	110	126	80°
82.5°	57	60	63	66	68	71	72	74	83	98	116	82.5°
85°	43	46	50	53	55	58	57	58	63	75	88	85°
87.5°	26	26	29	30	31	31	33	29	31	40	48	87.5°
90°	0	0	0	0	0	0	0	0	0	0	0	90°



NUMBER: P141440

NUMBER: EMM-E03-LED-E1-SLL

DISTRIBUTION (continued):

330°	335°	340°	345°	350°	355°	360°
1020	1020	1020	1020	1020	1020	1020
1023	1022	1021	1022	1024	1024	1021
1016	1013	1011	1011	1011	1010	1008
992	987	984	982	981	981	977
966	963	957	955	956	959	958
972	963	960	960	959	964	963
1005	1005	1001	1000	998	1004	1004
1040	1049	1053	1049	1050	1051	1059
1059	1085	1099	1110	1111	1117	1116
1062	1109	1146	1170	1192	1203	1201
1047	1112	1177	1238	1284	1309	1330
1027	1104	1188	1274	1349	1416	1458
980	1078	1186	1296	1403	1499	1577
914	1027	1156	1301	1451	1584	1698
826	947	1104	1282	1480	1678	1850
731	864	1036	1250	1495	1753	1989
648	779	967	1209	1493	1802	2091
594	717	907	1170	1483	1830	2171
576	687	867	1139	1477	1850	2226
600	696	858	1125	1475	1873	2274
656	746	892	1148	1493	1896	2322
709	816	966	1214	1560	1963	2388
752	892	1046	1301	1656	2067	2487
776	951	1150	1422	1787	2220	2649
786	992	1239	1549	1952	2395	2854
782	1011	1303	1665	2101	2587	3087
757	1011	1343	1758	2226	2740	3292
697	976	1347	1812	2322	2869	3460
587	875	1280	1806	2352	2910	3548
411	653	1068	1632	2224	2813	3451
255	407	765	1262	1851	2387	3071
179	247	438	799	1274	1779	2293
149	182	250	440	766	1096	1442
129	147	174	251	390	584	803
96	107	120	165	246	361	549
39	44	49	66	151	208	223
0	0	0	0	0	0	0

(END OF REPORT)